



- PREFUNCTION
- MEETING ROOM
- RETAIL
- ELEVATOR/ESCALATOR
- RESTROOMS
- BACK OF HOUSE
- SERVICE ELEVATOR
- NURSING MOTHERS





DEMONBREUN STREET

- PREFUNCTION
- MEETING ROOM
- ELEVATOR/ESCALATOR
- RESTROOMS
- BACK OF HOUSE
- SERVICE ELEVATOR

6TH AVENUE

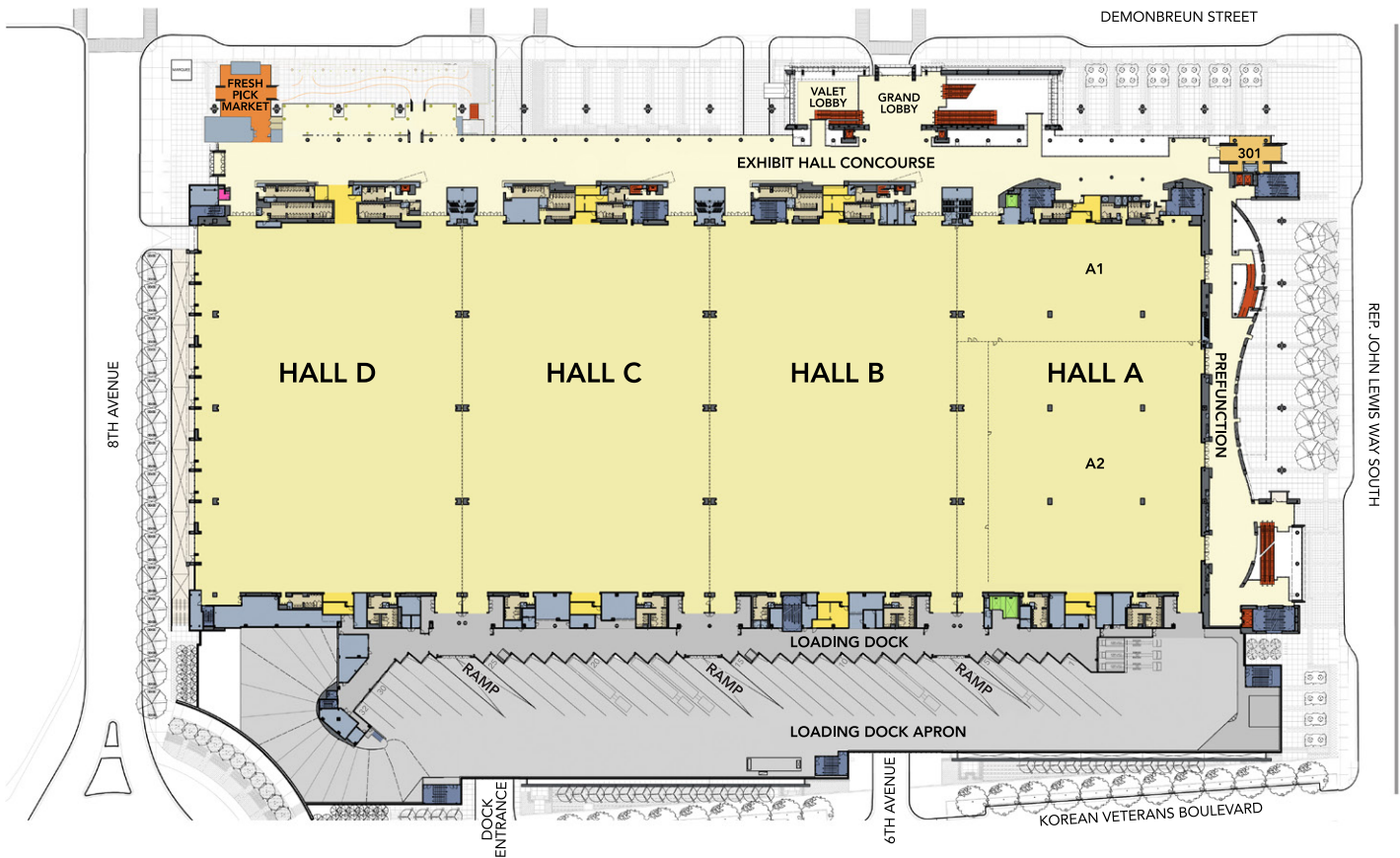


REP. JOHN LEWIS WAY SOUTH

KOREAN VETERANS BOULEVARD

Level 3

Meeting Rooms



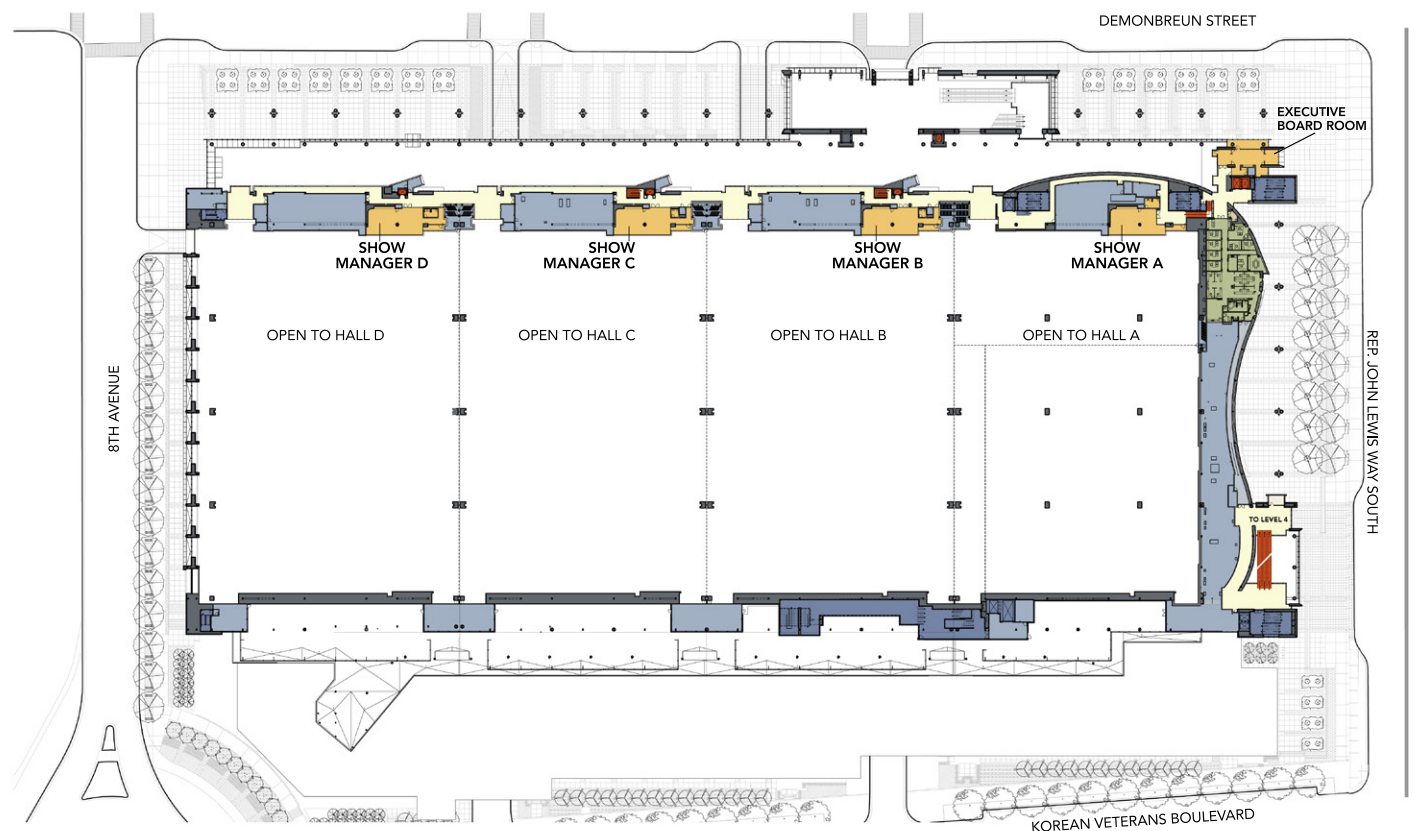
REP. JOHN LEWIS WAY SOUTH



- PREFUNCTION
- EXHIBIT HALL
- MEETING ROOM
- RETAIL
- ELEVATOR/ESCALATOR
- RESTROOMS
- BACK OF HOUSE
- SERVICE ELEVATOR
- LOADING DOCK
- NURSING MOTHERS

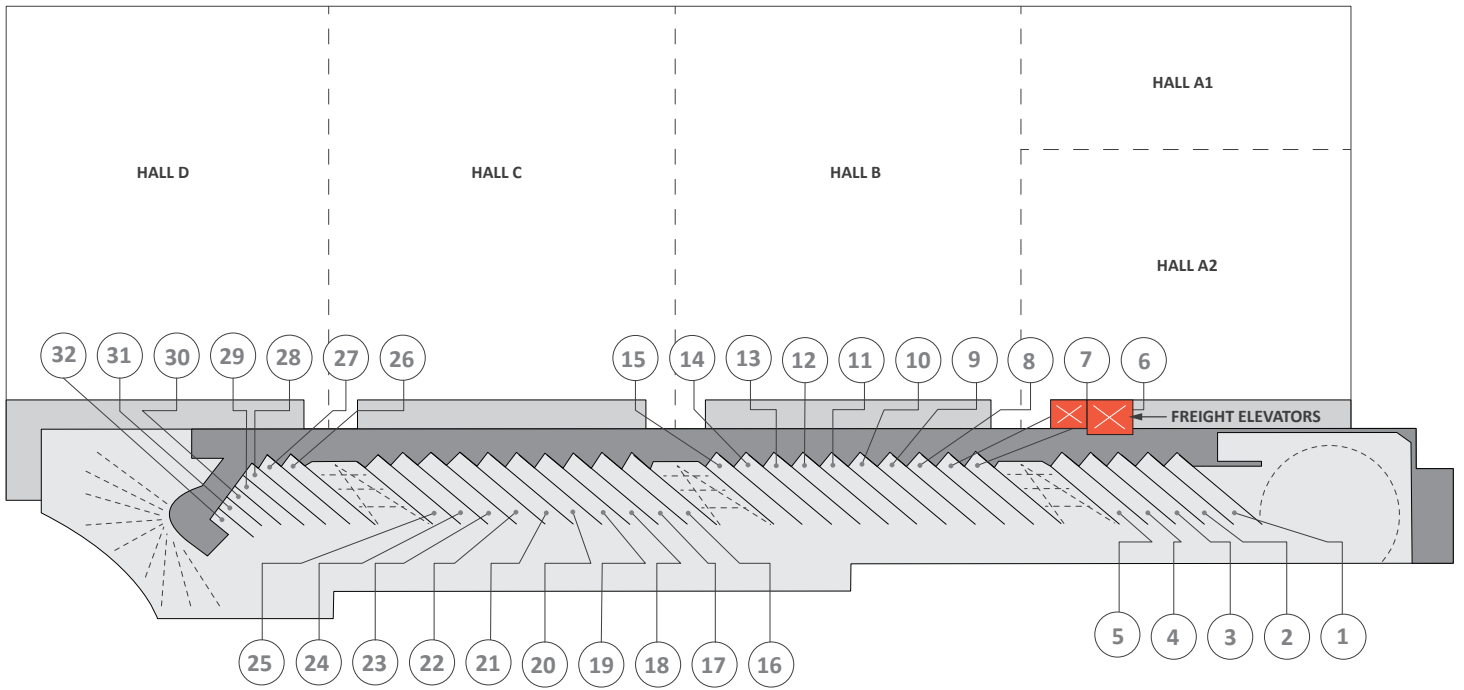
Level 3M

Show Managers



REP. JOHN LEWIS WAY SOUTH

Loading Docks



Marshalling Yard



NASHVILLE MARSHALLING YARD
501 S 2nd ST
NASHVILLE, TN 37213

MUSIC CITY CENTER
201 Rep. John Lewis Way South
NASHVILLE, TN 37203

SECURITY 615.401.1300

DIRECTIONS

TO MCC:

- Turn right out of yard onto Sylvan St.
- Turn right onto 2nd St.
- Turn left onto Korean Veterans Boulevard (KVB)
- Continue down KVB
- First right into MCC

FROM MCC:

- Turn left out of MCC
- Continue down Korean Veterans Boulevard
- Turn right onto 2nd St.
- Take first left, Sylvan St.
- Take left into Marshalling Yard (Lot "N")

City Map

Entrance Points from Hotels



① Level 1

Rep. John Lewis Way South and Korean Veterans Blvd.

AC Hotel by Marriott
Drury Plaza Hotel
Hampton Inn & Suites
Holiday Inn & Suites
Hyatt Place
The Joseph Hotel
Margaritaville Hotel
Omni Nashville
Residence Inn by Marriott

② Level 1

Rep. John Lewis Way South and Demonbreun

Four Seasons Hotel
Hilton Nashville Downtown
Renaissance Hotel

③ Level 2

6th Ave and Demonbreun

Hotel shuttle drop-offs
Parking Garage

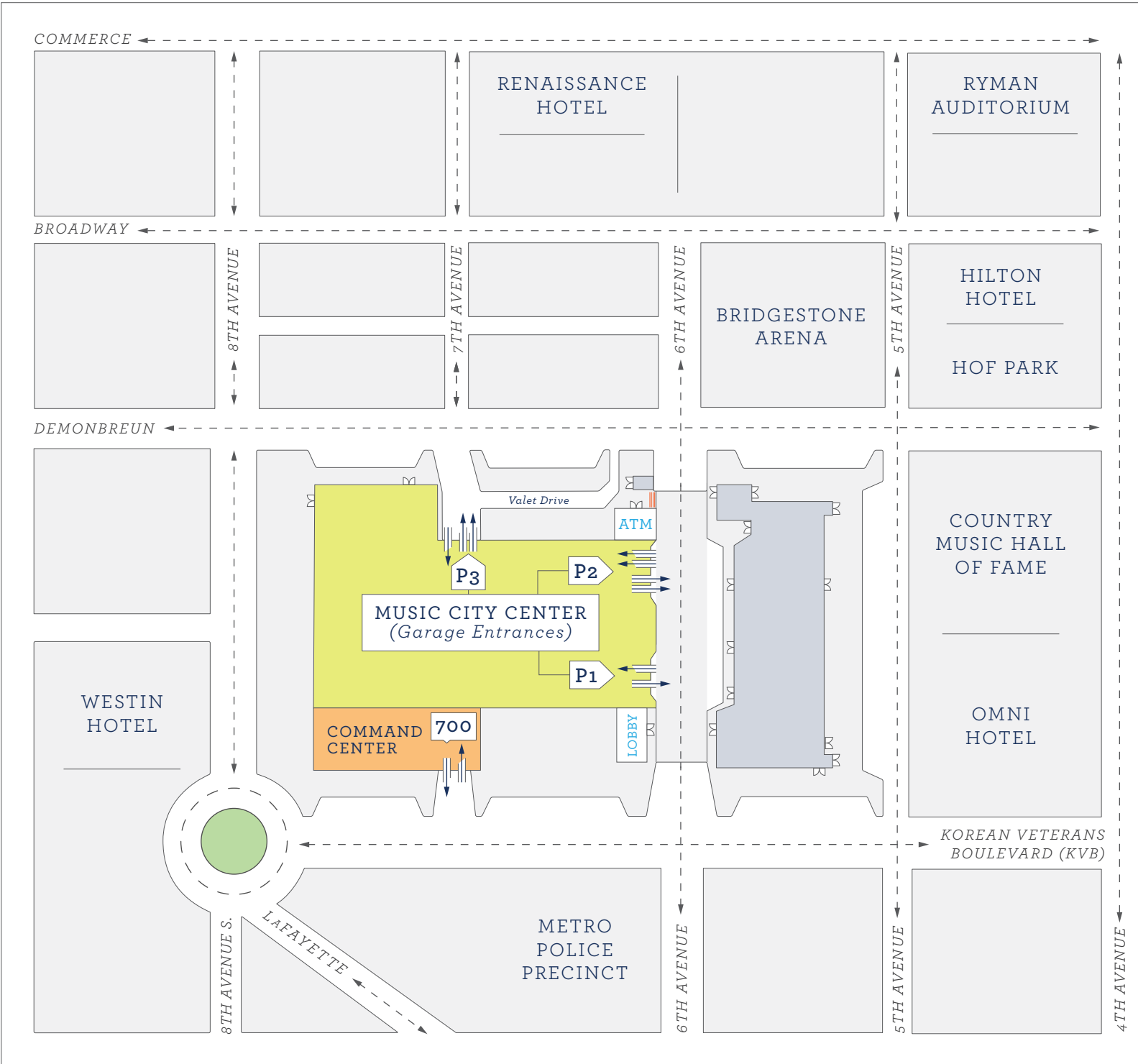
④ Level 3

8th Ave and Demonbreun

1 Hotel Nashville
Cambria Hotel
Embassy Suites by Hilton
JW Marriott
The Westin
Renaissance Hotel

MUSIC CITY CENTER PARKING ENTRANCES

COMMAND CENTER: 700 Korean Veterans Boulevard



RICHARD WAGNER
Director of Parking
615-401-1301



Command Center:
615-401-1300

History

- March 22, 2010, Groundbreaking
- May 20, 2013, Grand Opening

Square Footage

- Total: 2.1 million sq. ft. (16 acres)
- Public Space: 1.2 million sq. ft.
- Exhibit Hall: 353,143 sq. ft.
- Pre-function: 145,000 sq. ft.
- Ballrooms
 1. Karl F. Dean Grand Ballroom: 57,500 sq. ft.
 2. Davidson Ballroom: 18,000 sq. ft.
- Meeting Rooms: 90,000 sq. ft. (60 rooms)
- Terraces
 1. Level 1: 19,000 sq. ft.
 2. Level 3: 7,000 sq. ft.

Additional Space

- Show Manager Offices: 4 (1,450+ sq. ft. each)
- Board Rooms: 3
- Green Rooms: 2

Technology

- Free Wi-Fi
- Fiber Optic Capabilities
- Digital Advertising Options

Loading Docks

- 32 Bays
- 3 Dock Levelers
- 3 Drive-In Ramps

Transportation

- Parking Garage
 1. 1800 Spaces
 2. Valet Availability
 3. 24/7 security
- Shuttle Service Coordination
- Covered Pick-up/Drop-off Location

Karl F. Dean Grand Ballroom Facts & Specs

The Karl F. Dean Grand Ballroom consists of 3 main salons, divisible into 5 individual break-out areas.

Entire Ballroom

- 57,500 total sq. ft.
- 7,453 theater seating
- 4,030 banquet seating

Ballroom A

- 2,773 theater seating
- 1,420 banquet seating

Ballroom B

- 2,016 theater seating
- 950 banquet seating

Ballroom C

- 2,310 theater seating
- 1,290 banquet seating

Floor boxes

- Floor boxes on 30' centers
- Equipped with telephone service, multi-mode fiber & CAT6 data
- Power: (1) 120v 20a dedicated + (1) 208/120v 3 phase 30a 5 wire

Stage

- 78'W x 30'D x 48"H
- Stage opening 58'
- Depth can be added with portable risers

Stage Left

- 100 amp hubble + 1 in front of stage
- 400 amp

Stage Right

- 100 amp
- 200 amp
- 400 amp (2)

Exhibit Hall Facts & Specs

- 353,143 sq. ft.
- 32 docks
- 352 floor boxes on 30' centers



- Equipped with telephone service, multi-mode fiber, CAT6 data, mic jacks, water, drainage, and compressed air
- Power: 208/120v 3 phase, 100a 5 wirepin & sleeve, (2) 30a, & (1) 20a
- 6" bailout to provide other services, i.e., 480v power
- 28 natural gas connections
- Ceiling Height: 32'6"
- 300+ hang points hold up to 2 tons each

Exhibit Hall Floor Load Limits

- 350 lbs. per sq. ft.

Roll Up Doors

- Elephant Door: 22'6"W x 32'6"H - North Hall D
- Freight Doors: 16'W x 16'H

Freight Elevators

Located on the dock side of Exhibit Hall A2

- 7'8"W x 11'8"D x 10"H
Weight Load: 6,000 lbs
- 10'W x 19'8"D x 9'8"H
Weight Load: 12,000 lbs
- 117"W x 235"D x 120"H
Inside dimensions for large freight elevator with doors closed

Exhibit Hall A

- 86,143 sq. ft.
- 240'W x 354'D

Exhibit Hall A1

- 27,500 sq. ft.
- (137) 10' x 10' booths
- 2668 theater seating
- 1220 classroom seating
- 1350 banquet seating
- 236'W x 113'D

Exhibit Hall A2

- 50,900 sq. ft.
- (254) 10' x 10' booths
- 4308 theater seating
- 2028 classroom seating
- 2540 banquet seating
- 206'W x 241'D

Exhibit Hall B

- 87,000 sq. ft.
- (435) 10' x 10' booths
- 8696 theater seating
- 3900 classroom seating
- 4800 banquet seating
- 240'W x 354'D

Exhibit Hall C

- 87,000 sq. ft.
- (435) 10' x 10' booths
- 8696 theater seating
- 3900 classroom seating
- 4800 banquet seating
- 240'W x 354'D

Exhibit Hall D

- 93,000 sq. ft.
- (465) 10' x 10' booths
- 8696 theater seating
- 3900 classroom seating
- 4800 banquet seating
- 252'W x 354'D